

## HAND TOOLS DEMYSTIFIED - AUGUST

with Deneb Puchalski

August 17-18

Due to the demand for the workshops, we are offering the same classes with Deneb in June and August, to provide more students an opportunity to learn these essential skills. Learn how to get the most out of your hand tools from our in-house hand tool expert. Deneb will demystify the sharpening process and show you how to quickly set up your hand tools for optimal performance.

## CORE TOOLS IN USE - AUGUST

with Deneb Puchalski

August 24-25



This course will expand upon tool expert Deneb Puchalski's, "Hand Tools Demystified," course and focus on how to get the most out of your hand tool collection. During this course students will use what we consider the

"Core Tools" to prepare stock for construction of a portable tool chest. The principles covered in this course will easily translate to future woodworking projects.

## GREEN WOOD SKILLS: SHRINK POTS

with Peter Follansbee

September 7-8

"Shrink-pots are the parlor trick of green woodworking... For me, they are a canvas for decoration—chip carving, relief carving, and paint."

—Peter Follansbee



In this class, master joiner and green woodworker Peter Follansbee will instruct students in the basics of creating and decorating shrink-pots. From boring the cylinder, to fitting the bottom and decorating the surface, over the

course of the weekend the class will explore many features of this fun and versatile project.



## 2019 WEEKEND WORKSHOPS

Each workshop is designed to give you hands-on experience with woodworking hand tools and techniques. Each student will have use of their own Lie-Nielsen workbench. We encourage that you bring your own tools or purchase the required tools. Though we have some tools to share, there are not enough class room tools to outfit everyone. Please do not bring tools in need of repair or major fettling, there will not be time to fully tune them for use during the workshop.

### For all Workshops:

*Lunch is provided. Limited to 12 people, unless otherwise noted. Standard cost is \$275, materials fee may apply. Check our website for full details. All classes are located at Lie-Nielsen Toolworks.*

*Please call to register: 800-327-2520*

*A nonrefundable deposit of \$125 is required at registration, and full payment is required 30 days before the workshop.*

*For more information, please call or email us.*

**WWW.LIE-NIELSEN.COM**


**800-327-2520**

**TOOLWORKS@LIE-NIELSEN.COM**

**264 STIRLING ROAD, WARREN, ME 04864**

Lie-Nielsen  
**TOOLWORKS**<sup>®</sup>  
INC.  
*Heirloom Quality Tools*<sup>®</sup>

## 2019 WEEKEND WORKSHOPS



HANDS-ON EXPERIENCE WITH  
WOODWORKING HAND TOOLS & TECHNIQUES

## HAND TOOLS DEMYSTIFIED - JUNE

with *Deneb Puchalski*

June 1-2

Learn how to get the most out of your hand tools from our in-house hand tool expert. Deneb will demystify the sharpening process and show you how to quickly set up your hand tools for optimal performance.

## CORE TOOLS IN USE - JUNE

with *Deneb Puchalski*

June 8-9

This course will expand upon tool expert Deneb Puchalski's, "Hand Tools Demystified," course. During this course students will use what we consider the "Core Tools" to prepare stock for construction of a portable tool chest. The principles covered in this course will easily translate to future woodworking projects.

## GREEN WOOD SKILLS: SPOON CARVING

with *Oliver Pratt*

June 15-16

Oliver will cover the traditional design choices involved in producing a spoon that is both highly functional as well as beautiful: from choosing the proper wood, through splitting and carving the spoons, to finishing and decorating, as well as the care and sharpening of the tools used.



## THE DECORATIVE ART OF KUMIKO

with *Matthew Kenney*

June 22-23




Kumiko is a decorative art that has been practiced in Japan for hundreds of years, traditionally appearing on shoji, doors, and even windows. In this class, students will learn how to make a square framework, and the asa-no-ha infill pattern. All work will be done with handtools, from cutting notches for the framework to planing parts to fit the notches to cutting angles on the infill pieces.

## PRECISION MITERS WITH HAND TOOLS

with *Mason McBrien*

June 29-30



In this workshop, furniture maker and educator Mason McBrien will show students techniques for cutting, trimming, and assembling accurate mitered frames by hand. Students will practice cutting and truing miters to an accurate 45° angle, laying out and trimming frames, and cutting rabbets for inset wood, glass, or mirrors—all using traditional methods of hand work which are safe, quiet, and precise.

## MAKING A MARKING KNIFE

with *Chris Vesper*

July 6-7

In this course, toolmaker Chris Vesper will walk attendees through the process of designing, shaping, and assembling a marking knife by hand. Starting with a D1 steel blank, students will work through the process of shaping the knife, hardening the steel, designing a handle, and fitting the blade and handle together. Students will have the option of working with a pre-turned handle, or designing their own handles during the weekend.


CANCELLED

## FOUR HAND TOOL CORNER JOINTS

with *Megan Fitzpatrick*

July 20-21

While there are myriad joints suitable for boxes and drawers, four of the most common for hand tool woodworkers are a simple rabbeted and nailed joint (*perfect for tool chest tills or kitchen drawers*), a finger joint nailed with decorative iron (*nice touch when you want a relatively quick but handsome look*), through dovetails (*for the ultimate in strength*) and half-blind dovetails (*the classic drawer-front joint*). In this two-day class, students will learn layout and techniques to cut each, using only a small kit of hand tools.



## MAKING MOLDINGS WITH PAIRED PLANES

with *Matt Bickford*

July 27-28



This class will focus on creating various moldings using hollows and rounds sized 6 and 10 along with a rabbet plane. From layout to execution, ranging from simple coves and ovolos through ogees, cymas and various combinations. Each

student will leave with the moulding for a picture frame and the ability to transfer mouldings he or she sees in person or print into wood and onto their project.

## BUILD AND FIT A DOVETAILED DRAWER

with *Philip Lowe*

August 3-4

Master craftsman and educator Phil Lowe will demonstrate how to construct a classic dovetailed drawer. Over the course of the weekend students will cover the techniques of proper drawer-making, including how to fine-tune the piece after assembly to ensure a high-quality fit.



## GREEN WOOD SKILLS: CARVED WOODEN BOWLS

with *Danielle Rose Byrd*

August 10-11

This class will cover how to carve a bowl straight from a log using only hand tools. Students will learn how to properly utilize traditional tools and techniques, as well as how to incorporate modern variations on design and decoration into their projects.

