

Precision with Planes

with Garrett Hack

August 15-16

Building any piece of furniture involves many different hand plane skills. In this workshop, professional furniture maker Garrett Hack will discuss his day-to-day most used tools and techniques, and will show students how to put them to work in their own projects. The class is focused on the challenges students will encounter as furniture makers, and is designed to allow more experienced woodworkers to spend time improving their accuracy and efficiency, and in doing so to improve their enjoyment working with wood! Throughout the weekend, students will practice flattening surfaces and smoothing them to a polish, cutting end grain, jointing long grain edges, fitting joints, shaping curves and working to a pattern or an existing form. Garrett will also discuss tuning planes so they work as effortlessly and accurately as possible, and how students can integrate planes most effectively into their work.



Hand Tools Demystified - August

with Deneb Puchalski

August 22-23

Learn how to get the most out of your hand tools from our in-house hand tool expert. Deneb will demystify the sharpening process and show you how to quickly set up your hand tools for optimal performance.

Core Tools In Use - August

with Deneb Puchalski

August 29-30

This course will expand upon tool expert Deneb Puchalski's, "Hand Tools Demystified," course and focus on how to get the most out of your hand tool collection. During this course students will use what we consider the "Core Tools" to prepare stock for construction of a portable tool chest. The principles covered in this course will easily translate to future woodworking projects.



Weekend Workshops at Lie-Nielsen

Each workshop is designed to give you hands-on experience with woodworking hand tools and techniques. Each student will have use of their own Lie-Nielsen workbench. We encourage that you bring your own tools or purchase the required tools. Though we have some tools to share, there are not enough class room tools to outfit everyone. Please do not bring tools in need of repair or major fettling, there will not be time to fully tune them for use during the workshop.

For all Workshops:

Lunch is provided. Limited to 12 people, unless otherwise noted. Standard cost is \$275, materials fee may apply. Check our website for full details. All classes are located at Lie-Nielsen Toolworks.

Please call to register: (800) 327-2520

A nonrefundable deposit of \$125 is required at registration, and full payment is nonrefundable within 30 days of the workshop.

For more information, please call or email us.

WWW.LIE-NIELSEN.COM

(800) 327-2520

TOOLWORKS@LIE-NIELSEN.COM

264 STIRLING ROAD, WARREN, ME 04864

Lie-Nielsen
TOOLWORKS
INC.
Heirloom Quality Tools®

2020 WEEKEND WORKSHOP SERIES



HANDS-ON EXPERIENCE WITH
WOODWORKING HAND TOOLS & TECHNIQUES

Making Moldings with Paired Planes

with Matt Bickford

May 30-31



Stop making compromises with your router. Stop getting close to the molding profiles you want. Learn how to use some of the most common molding planes of the past to get the exact detail you crave in the present. From layout to execution, this weekend class will focus on creating various moldings with these extraordinarily versatile planes. We will lay-out and ultimately stick (plane) several moldings that will range from simple coves and ovolos through ogees, cymas and various combinations. The class will focus on hollows and rounds sized 6 and 10 along with a rabbet plane. Students will have the opportunity to bring their own performing planes or they may use newly made planes by M. S. Bickford, planemaker. Students will also have the opportunity to use a larger range of planes. Each student will leave with the molding for a picture frame and the ability to transfer moldings he or she sees in person or print into wood and onto their project.

Carved Wooden Bowls

with Danielle Rose Byrd

June 6-7

This class will cover how to carve a bowl straight from a log using only hand tools. Students will learn how to properly utilize traditional tools and techniques, as well as how to incorporate modern variations on design and decoration into their projects.

Hand Tools Demystified - June

with Deneb Puchalski

June 13-14

Learn how to get the most out of your hand tools from our in-house hand tool expert. Deneb will demystify the sharpening process and show you how to quickly set up your hand tools for optimal performance.

Core Tools In Use - June

with Deneb Puchalski

June 20-21



This course will expand upon tool expert Deneb Puchalski's, "Hand Tools Demystified," course and focus on how to get the most out of your hand tool collection. During this course students will use what we consider the "Core Tools" to prepare stock for construction of a portable tool chest. The principles covered in this course will easily translate to future woodworking projects.

Classic Curves: Shaping a Cabriole Leg

with Aspen Golann

June 27-28

In this workshop, students will use hand tools to shape an iconic form and elegant mainstay of American furniture: the cabriole leg. In the process, students will learn to shape fair curves and round



tapering forms by eye, utilizing a set of familiar tools. Students will find it surprisingly simple to apply this versatile shaping process to contemporary work, and will develop the skills to design and shape their own curved forms. Throughout

the weekend, Aspen will discuss how to create patterns, and how to execute a design in three dimensions.

Wooden Spoon Carving

with Jojo Wood

July 18-19


An in depth introduction to carving spoons by hand, using three simple hand tools—a hatchet, a straight knife, and a curved spoon knife. This is a fantastic start to an absorbing and remarkably portable hobby—or perhaps obsession! Starting from a log, we will look at how we can use fresh green wood to produce beautiful and functional woodenware. This skills-focused course will take a thorough look at how to get the most from these simple tools, then build up techniques throughout the weekend to help create lovely wooden spoons to take home with you.

The Decorative Art of Kumiko

with Matthew Kenney

August 1-2

Kumiko is a decorative art that has been practiced in Japan for hundreds of years, traditionally appearing on shoji, doors, and even windows. Its delicate beauty looks great in furniture and boxes, too. In this class, students will learn how to make a square



framework, and the asano-ha infill pattern. All work will be done with handtools, from cutting notches for the framework to planing parts to fit the notches to cutting angles on the infill pieces.

Drafting for Woodworkers

with Philip Lowe

August 8-9

Drafting for Furniture is designed for those looking to gain experience in laying out furniture projects. Students will spend the weekend with master draftsman Phil Lowe, improving their drafting and drawing skills as a woodworker. This course will cover the use of the drafting tools and line definition, and examine the principles of orthographic and isometric drawing techniques using wood joints as the subject. Building on the skills learned while laying out the joints, a full size furniture detail will be drawn, and stock lists will be developed. Perfect for new and more experienced furniture makers alike, this workshop is an excellent way to improve efficiency and accuracy in the planning stages of any project.

